

## Building a Fence?



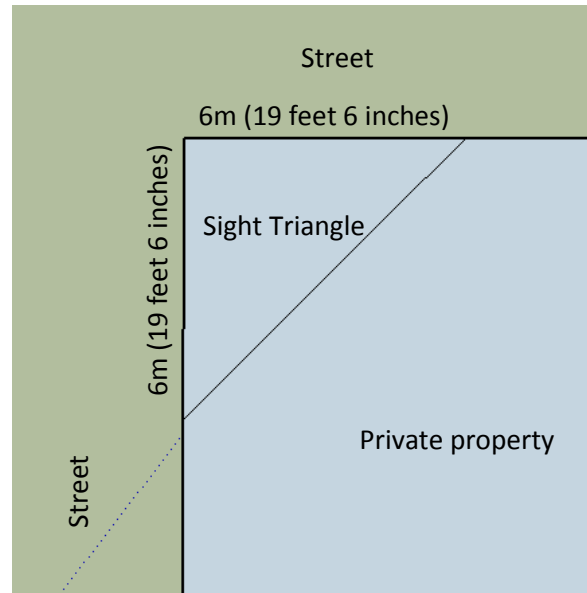
### General Information

Although a building permit is not required to build a fence, **some regulations do apply.**

Section 4.5 of the Nipawin Zoning Bylaw governs the construction of fences. This bylaw includes walls, fences, shrubs, gates, hedges, and any other type of enclosure. Fences should be of a decorative nature.

### Residential Height Restrictions:

- Maximum height in back yards and side yards = **2.0m (6 feet 6 inches)**
- Maximum height in any front yard:
  - **interior sites 1.3m (4 feet 3 inches)**
  - **corner sites 1.0m (3 feet 3 inches)**
- The maximum height of a fence in a front yard on a corner site may be expanded to 1.3M if transparent materials are used. Ex. chain link.
- In the case of a corner site, no wall, fence, hedge, or shrub shall be placed so as to create a visual obstruction in an established intersection sight triangle.
- An Intersection sight triangle is measured from the street curb 6m (19 feet 6 inches) making a right triangle.



### Commercial and Industrial District Height Restrictions:

- Maximum height in any yard is **2.5m (8 feet 2 inches)**
- In the case of a corner site, no wall, fence, hedge, or shrub shall be placed so as to create a visual obstruction in an established intersection sight triangle.


### Sharing a Fence?

If one neighbour is building a fence between two properties, is the other neighbour responsible to pay half?


Co-operation between neighbours often results in cost shared fence construction projects. The Town of Nipawin has no jurisdiction in disputes

arising over fence construction, cost, or maintenance, as these matters fall within Provincial jurisdiction and can be resolved through civil litigation.

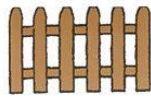
### Fence Ideas



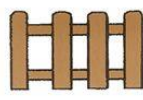
#101 STOCKADE



#102 REGULAR POINT



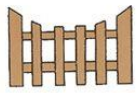
#103 MODIFIED POINT



#104 DOG EAR CUT



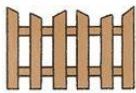
#105 GOTHIC POINT



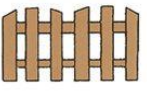
#106 SINGLE CONCAVE




#107 SINGLE CONVEX




#108 DOUBLE CONCAVE



#109 DOUBLE CONVEX



#110 REGULAR POINT



#111 DOG EAR CUT



#112 GOTHIC POINT



#113 ALTERNATING GOTHIC



#114 CONCAVE

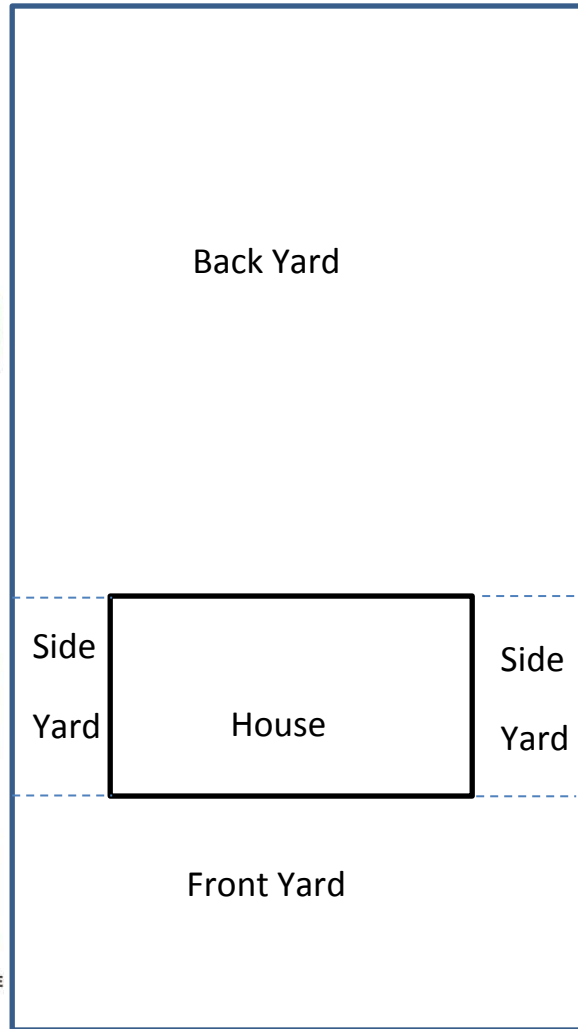


#115 CONVEX



#116 DOUBLE CONCAVE

### Determining Yard Location



### Call Before Digging

To avoid injury or disruption of utility services, it is advised that you contact your utility providers at least 48 hours prior to excavating or drilling post holes for line locates.